

KOMATSU

PC228USLC-11



Hydraulic excavator

Engine power
123 kW / 165 HP @ 2000 rpm

Operating weight
24350 - 27925 kg

Bucket capacity
max. 1.49 m³

PC228USLC-11



Engine power

123 kW / 165 HP @ 2000 rpm

Operating weight

24350 - 27925 kg

Bucket capacity

max. 1.49 m³



Exceptional workability and **environmental performance**

Powerful and environmentally friendly

- EU Stage V engine
- Adjustable idle shutdown
- Komatsu fuel-saving technology
- Viscous engine fan clutch
- Up to 21% higher lifting capacity

Maximised efficiency

- Increased productivity
- Built-in versatility and superior productivity
- Short tail swing and exceptional stability
- Enhanced engine management
- Improved hydraulic efficiency
- Komatsu Integrated Attachment Control (KIAC)

First-class comfort

- Fully air-suspended operator seat
- Low-noise design
- Widescreen monitor with evolutionary interface
- Improved operator convenience

Safety first

- Komatsu SpaceCab™
- Improved monitoring system
- Neutral position detection system
- KomVision surround view system

Quality you can rely on

- Komatsu-quality components
- Extensive dealer support network

Komtrax

- Komatsu Wireless Monitoring System
- 4G mobile communications
- Integrated communication antenna
- Increased operational data and reports



A maintenance program
for Komatsu customers



Higher productivity

The PC228USLC-11 is quick and precise. It features a powerful Komatsu EU Stage V engine, Komatsu's Closed Center Load Sensing (CLSS) hydraulic system and first-class Komatsu comfort to provide a fast response and unrivalled productivity for its class.

Komatsu fuel-saving technology

Fuel consumption on the PC228USLC-11 is lower by up to 6%. Engine management is enhanced. The variable speed matching of the engine and hydraulic pump and a viscous fan clutch guarantee efficiency and precision during single and combined movements.

Adjustable idle shutdown

The Komatsu auto idle shutdown automatically turns off the engine after it idles for a set period of time. This feature can easily be programmed from 5 to 60 minutes, to reduce unnecessary fuel consumption and exhaust emissions, and to lower operating costs. An Eco-gauge and the Eco guidance tips on the cab monitor further encourage efficient operations.

Powerful and environmentally friendly

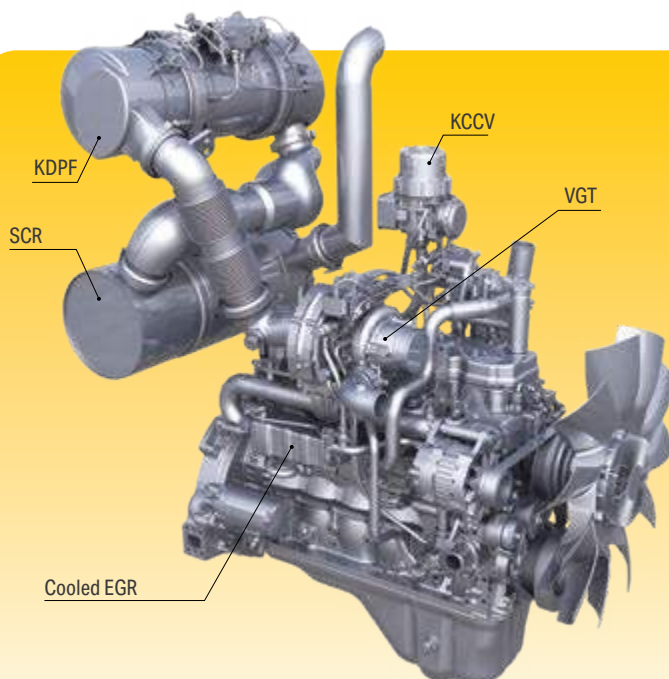
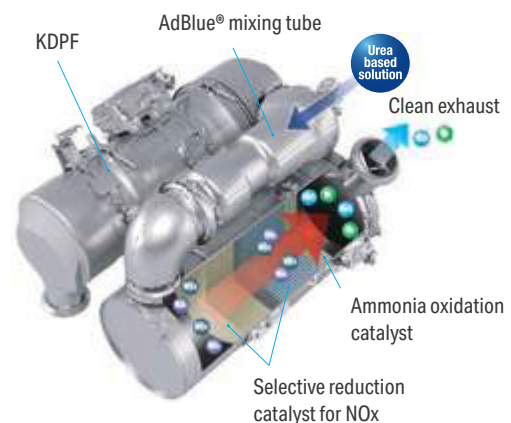
Komatsu EU Stage V

The Komatsu EU Stage V engine is productive, dependable and efficient. With ultra-low emissions, it provides a lower environmental impact and a superior performance to help reduce operating costs and lets the operator work in complete peace of mind.



Heavy-duty aftertreatment

The aftertreatment system combines a Komatsu Diesel Particulate Filter (KDPF) and Selective Catalytic Reduction (SCR). The SCR injects the correct amount of AdBlue® into the system at the proper rate to break down NOx into water (H₂O) and non-toxic nitrogen gas (N₂). NOx emissions are reduced by 80% vs. EU Stage IIIB engines.



High-Pressure Common Rail (HPCR)

To achieve complete fuel burn and lower exhaust emissions, the heavy-duty High-Pressure Common Rail fuel injection system is computer controlled to deliver a precise quantity of pressurised fuel into the redesigned engine combustion chamber by multiple injections.

Exhaust Gas Recirculation (EGR)

Cooled EGR is a technology well-proven in current Komatsu engines. The increased capacity of the EGR cooler now ensures very low NOx emissions and a better engine performance.

Komatsu Closed Crankcase Ventilation (KCCV)

Crankcase emissions (blow-by gas) are passed through a CCV filter. The oil mist trapped in the filter is returned back to the crankcase while the filtered gas is returned to the air intake.

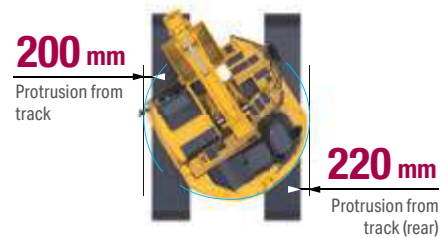
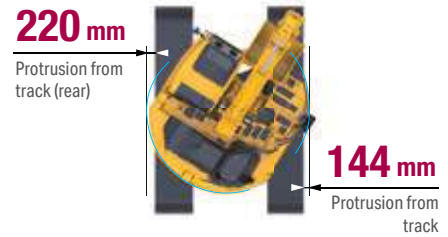
Variable Geometry Turbo (VGT)

The VGT provides optimal airflow to the engine combustion chamber under all speed and load conditions. Exhaust gas is cleaner, fuel economy is improved while machine power and performance are maintained.

PC228USLC-11

Short tail swing and exceptional stability

The PC228USLC-11 has a rounded profile with minimal protrusions at both the front and the rear. Its ultra-short tail swing radius is perfect for work in tight spaces, particularly in urban areas, or for road construction, logging and demolition. Thanks to optimised packaging, the PC228USLC-11 is exceptionally stable. Coupled with the machine's wide working range, this stability makes it ideal for any work requiring long reach, such as demolition jobs and slope cutting. With ample dumping reach available for loading operations, the operator can always work easily, efficiently and with absolute confidence.



Two optional hydraulic lines to mount a variety of attachments



Full length track roller guards (optional)



Versatility at your fingertips: select the perfect setting for each job

Built-in versatility

Powerful and precise, the Komatsu PC228USLC-11 is equipped to efficiently carry out any task your business requires. On all jobsites, big or small, for digging, trenching, landscaping or site preparation, the Komatsu hydraulic system always provides maximum productivity and control.

A wide choice of options

Two optional attachment lines are available and 15 attachment memory settings are simply customised. Combined with a standard-fit hydraulic quick coupler power circuit, it's easier than ever to switch working styles. With a choice of arms and undercarriages, you can configure the PC228USLC-11 to match specific demands for transport, working envelope or duty.

6 working modes

The PC228USLC-11 delivers the power required with the lowest fuel usage. 6 working modes are available: Power, Lifting/Fine Operation, Breaker, Economy, Attachment Power and Attachment Economy. The operator can ideally balance the Economy mode between power and economy to match the work at hand. The oil flow delivered to hydraulic attachments is also adjustable directly on the class-leading widescreen monitor panel.

Maximised efficiency



Two-piece boom (option)



Komatsu Integrated Attachment Control (KIAC) for up to 15 tool presets for oil flow and pressure (option)



Dozer blade (option)

First-class comfort

Increased comfort

In the wide Komatsu SpaceCab™, a standard air-suspended high-back seat, heated for improved comfort and with fully adjustable armrests, is the centre of a comfortable and low-fatigue working environment. High visibility and ergonomic controls further assist to maximise the operator's productivity.

Perfect operator convenience

In addition to the standard radio, the PC228USLC-11 has an auxiliary input for connecting external devices and play music through the cab speakers. Two 12-volt power ports are also incorporated in the cab. Proportional controls are fitted as standard for safe and precise operation of attachments.

Low-noise design

Komatsu crawler excavators have very low external noise levels and are especially well-suited for work in confined spaces or urban areas. The optimal usage of sound insulation and of sound absorbing materials helps to make noise levels inside the cab comparable to those of an executive car.



Convenient, ergonomic and precise control: joysticks with proportional control button for attachments



Automatic air conditioner




Magazine box

Safety first

Optimal jobsite safety

Safety features on the Komatsu PC228USLC-11 comply with the latest industry standards and work in synergy to minimise risks to people in and around the machine. A neutral detection system for travel and work equipment levers increase jobsite safety, along with a seat belt caution indicator and an audible travel alarm. Highly durable anti-slip plates – with additional high friction covering – maintain long term traction performance.



Short tail swing radius

1.79 m – Because the tail of the PC228USLC-11 is more compact than conventional models, the PC228USLC-11 reduces the operator's need to check behind him for movement.

Short implement swing radius

2.31 m – Boom raising angle of the PC228USLC-11 is larger than the PC210-11, while front implement protrusion is lessened.



KomVision cameras

KomVision

KomVision machine visibility gives the operator a constant clear view of the safety zone around the machine. This allows the operator to focus on the work at hand even in low light conditions.



Exceptional operator protection

Komatsu SpaceCab™

The ROPS cab has a tubular steel frame and provides high shock absorbency, impact resistance and durability. The seat belt is well designed to keep the operator in the safety zone of the cab in the event of a rollover. Optionally the cab can be fitted with a Falling Object Protective System (FOPS) with openable front guard.



Hand rails and anti-slip plates

Safe maintenance

Thermal guards around high temperature areas of the engine, protected fan belt and pulleys, a pump/engine partition that prevents hydraulic oil from spraying onto the engine, and exceptionally sturdy handrails: in Komatsu tradition, the highest safety level is provided for a fast and smooth maintenance.



Lower operating costs

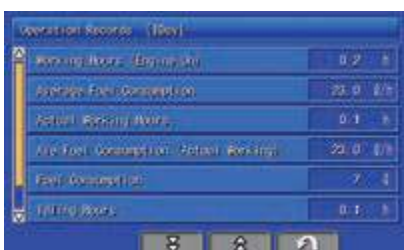
Komatsu ICT contributes to the reduction of operating costs by assisting to comfortably and efficiently manage operations. It raises the level of customer satisfaction and the competitive edge of our products.

Widescreen monitor

Installed with a choice of 26 languages, the widescreen monitor with simple switches and multi-function keys gives fingertip access to a large range of functions and operating info.

An evolutionary interface

Helpful information is now easier than ever to find and understand with the upgraded monitor interface. An optimal main screen for the ongoing work can be selected simply by pressing the F3 key.



Quick view on the operation logs



With KomVision, various camera view options are available whilst maintaining constant "birdview" from above the machine



Operator identification function

Information & communication technology



Knowledge

You get quick answers to basic and critical questions about your machines – what they're doing, when they did it, where they're located, how they can be used more efficiently and when they need to be serviced. Performance data is relayed by wireless communication technology (satellite, GPRS or 4G depending on model) from the machine to a computer and to the local Komatsu distributor – who's readily available for expert analysis and feedback.

Convenience

Komtrax enables convenient fleet management on the web, wherever you are. Data is analysed and packaged specifically for effortless and intuitive viewing in maps, lists, graphs and charts. You can foresee eventual maintenance issues and required spare parts, and troubleshoot a problem before Komatsu technicians arrive on site.



The way to higher productivity

Komtrax uses the latest wireless monitoring technology. Compatible on PC, smartphone or tablet, it delivers insightful and cost saving information about your fleet and equipment, and offers a wealth of information to facilitate peak machine performance. By creating a tightly integrated web of support it allows proactive and preventive maintenance and helps to efficiently run a business.

Power

The detailed information that Komtrax puts at your fingertips 24 hours a day, 7 days a week gives the power to make better daily and long-term strategic decisions – at no extra cost. Problems can be anticipated, maintenance schedules customised, downtime minimised and machines kept where they belong: working on the jobsite.



Easy maintenance



Central service points

Komatsu designed the PC228USLC-11 with centralised and conveniently located service points to make necessary inspections and maintenance quick and easy.

Komatsu Care

Komatsu Care is a maintenance program that comes as standard with your new Komatsu machine. It covers factory-scheduled maintenance, performed with Komatsu Genuine parts by Komatsu-trained technicians. Depending on your machine's engine, it also offers extended coverage of the Komatsu Diesel Particulate Filter (KDPF) and of the Selective Catalytic Reduction (SCR). Please contact your local Komatsu distributor for terms and conditions.

Long-life oil filters

The Komatsu Genuine hydraulic oil filter uses high-performance filtering material for long replacement intervals, which significantly reduces maintenance costs.



AdBlue® tank

For simple access, the AdBlue® tank is installed on the front stairway.

Flexible warranty

When you purchase Komatsu equipment, you gain access to a broad range of programmes and services that have been designed to help you get the most from your investment. For example, Komatsu's Flexible Warranty Programme provides a range of extended warranty options on the machine and its components. These can be chosen to meet your individual needs and activities. This programme is designed to help reduce total operating costs.



Basic maintenance screen



Aftertreatment device regeneration screen for the KDPF



AdBlue® level and refill guidance



Quality you can rely on

Komatsu-quality

With the latest computer techniques and a thorough test programme, Komatsu produces equipment to meet your highest standards. All major components of the PC228USLC-11 are designed and directly manufactured by Komatsu, and essential machine functions are perfectly matched for a highly reliable and productive excavator.

Rugged design

Maximum toughness and durability are the cornerstones of Komatsu's philosophy – along with safety and top class customer service. Single piece plates and castings are used in key areas of the machine's structure for good load distribution. Highly durable rubbing strips on the underside of the arm protect the structure against impact damage.

Extensive support network

The extensive Komatsu distribution and dealer network is standing by to help keep your fleet in optimum condition. Customised servicing packages are available, with express availability of spare parts, to make sure that your Komatsu equipment continues to perform at its peak.



Durable and reliable undercarriage design for maximum protection



Cast boom foot and single piece boom plates

Specifications

Engine

Model	Komatsu SAA6D107E-3
Type	Common rail direct injection, water-cooled, emissionised, turbocharged, after-cooled diesel
Engine power	
at rated engine speed	2000 rpm
ISO 14396	123 kW / 165 HP
ISO 9249 (net engine power)	123 kW / 165 HP
No. of cylinders	6
Bore × stroke	107 × 124 mm
Displacement	6.69 l
Air filter type	Double element type with monitor panel dust indicator and auto dust evacuator
Cooling	Suction type cooling fan with radiator fly screen
Fuel	Diesel fuel, conforming to EN590 Class 2/Grade D. Paraffinic fuel capability (HVO, GTL, BTL), conforming to EN 15940:2016

Hydraulic system

Type	HydrauMind. Closed-centre system with load sensing and pressure compensation valves
Additional circuits	2 additional circuits with proportional control can be installed
Main pump	2 variable displacement piston pumps supplying boom, arm, bucket, swing and travel circuits
Maximum pump flow	490 l/min
Relief valve settings	
Implement	380 kg/cm ²
Travel	380 kg/cm ²
Swing	300 kg/cm ²
Pilot circuit	33 kg/cm ²

Service refill capacities

Fuel tank	290 l
Radiator	30 l
Engine oil	23.1 l
Swing drive	6.5 l
Hydraulic tank	126 l
Final drive (each side)	5.0 l
AdBlue® tank	13 l

Swing system

Type	Axial piston motor driving through planetary double reduction gearbox
Swing lock	Electrically actuated wet multidisc brake integrated into swing motor
Swing speed	0 - 11 rpm
Swing torque	65 kNm

Drives and brakes

Steering control	2 levers with pedals giving full independent control of each track
Drive method	Hydrostatic
Travel operation	Automatic 3-speed selection
Gradeability	70%, 35°
Max. travel speeds	
Lo / Mi / Hi	3.0 / 4.1 / 5.5 km/h
Maximum drawbar pull	20600 kg
Brake system	Hydraulically operated discs in each travel motor

Undercarriage

Construction	X-frame centre section with box section track frames
Track assembly	
Type	Fully sealed
Shoes (each side)	49
Tension	Combined spring and hydraulic unit
Rollers	
Track rollers (each side)	9
Carrier rollers (each side)	2

Environment

Engine emissions	Fully complies with EU Stage V exhaust emission regulations
Noise levels	
LwA external	100 dB(A) (2000/14/EC Stage II)
LpA operator ear	71 dB(A) (ISO 6396 dynamic test)
Vibration levels (EN 12096:1997)	
Hand/arm	≤ 2.5 m/s ² (uncertainty K = 0.51 m/s ²)
Body	≤ 0.5 m/s ² (uncertainty K = 0.30 m/s ²)
Contains fluorinated greenhouse gas HFC-134a (GWP 1430). Quantity of gas 0.8 kg; CO ₂ equivalent 1.14 t	

Operating weight (appr.)

	Mono boom		Two-piece boom	
	Operating weight	Ground pressure	Operating weight	Ground pressure
Triple grouser shoes				
600 mm (with optional dozer blade)	24350 (26800) kg	0.51 (0.56) kg/cm ²	25475 (27925) kg	0.54 (0.58) kg/cm ²
700 mm	24620 kg	0.44 kg/cm ²	25745 kg	0.47 kg/cm ²
800 mm	24945 kg	0.39 kg/cm ²	26070 kg	0.42 kg/cm ²
900 mm	25275 kg	0.35 kg/cm ²	26400 kg	0.37 kg/cm ²
600 mm road liner	24760 kg	0.52 kg/cm ²	25885 kg	0.54 kg/cm ²

Operating weight, including specified work equipment, 2.9 m arm, 650 kg bucket, operator, lubricant, coolant, full fuel tank and the standard equipment.

Max. bucket capacity and weight

Arm length	Mono boom			
	2.4 m		2.9 m	
Material weight up to 1.2 t/m ³	1.49 m ³	1100 kg	1.37 m ³	1000 kg
Material weight up to 1.5 t/m ³	1.36 m ³	1100 kg	1.26 m ³	950 kg
Material weight up to 1.8 t/m ³	1.18 m ³	900 kg	1.10 m ³	875 kg

Max. bucket capacity and weight

Arm length	Two-piece boom			
	2.4 m		2.9 m	
Material weight up to 1.2 t/m ³	1.43 m ³	1025 kg	1.32 m ³	975 kg
Material weight up to 1.5 t/m ³	1.22 m ³	925 kg	1.12 m ³	875 kg
Material weight up to 1.8 t/m ³	1.06 m ³	850 kg	0.97 m ³	800 kg

Max. capacity and weight have been calculated according to ISO 10567:2007.

Please consult with your distributor for the correct selection of buckets and attachments to suit the application.

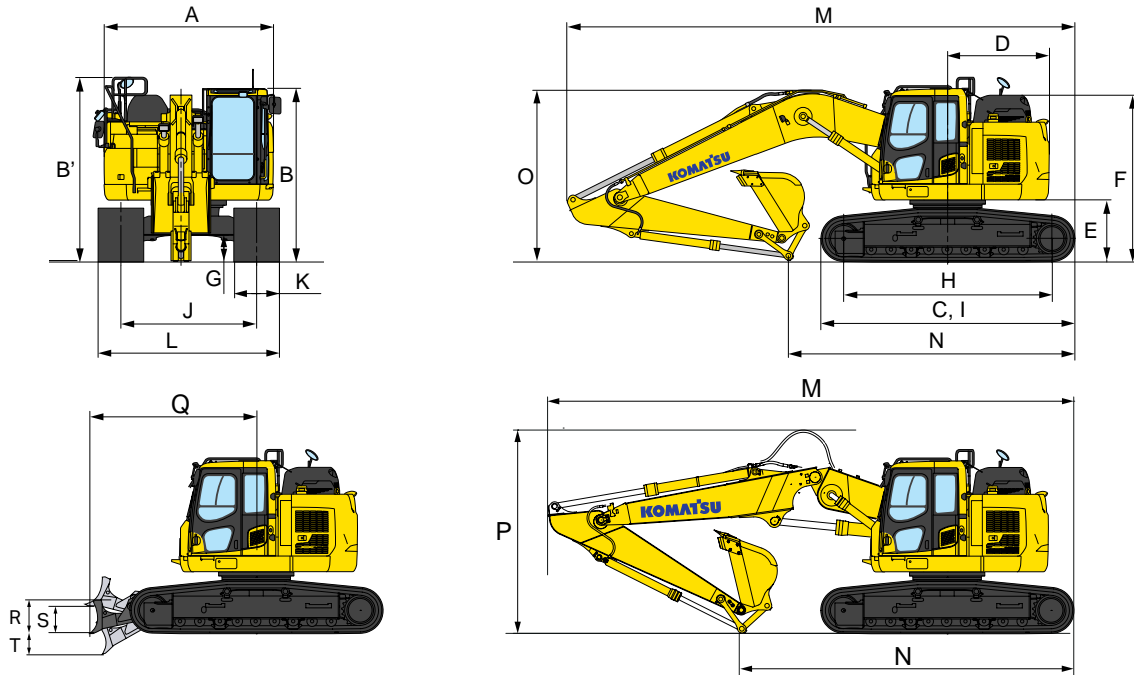
Bucket and arm force

Arm length	2.4 m	2.9 m
Bucket digging force	16500 kg	14100 kg
Bucket digging force at PowerMax	17500 kg	15200 kg
Arm crowd force	12200 kg	10300 kg
Arm crowd force at PowerMax	13000 kg	11000 kg

Dimensions and performance figures

Machine dimensions

A	Overall width of upper structure	2980 mm
B	Overall height (top of cab)	3050 mm
B'	Overall height (top of handrail)	3240 mm
C	Overall length of basic machine	4450 mm
D	Tail length	1785 mm
	Tail swing radius	1785 mm
E	Clearance under counterweight	1075 mm
F	Machine tail height	2915 mm
G	Ground clearance	440 mm
H	Tumbler centre distance	3655 mm
I	Track length	4450 mm
J	Track gauge	2380 mm
K	Track shoe width	600, 700, 800, 900 mm
L	Overall track width with 600 mm shoes	2980 mm
	Overall track width with 700 mm shoes	3080 mm
	Overall track width with 800 mm shoes	3180 mm
Q	Distance, swing center to blade	3040 mm
R	Blade, max. lifting height	635 mm
S	Height of blade	745 mm
T	Blade, max. digging depth	390 mm
	Blade width	2985 mm



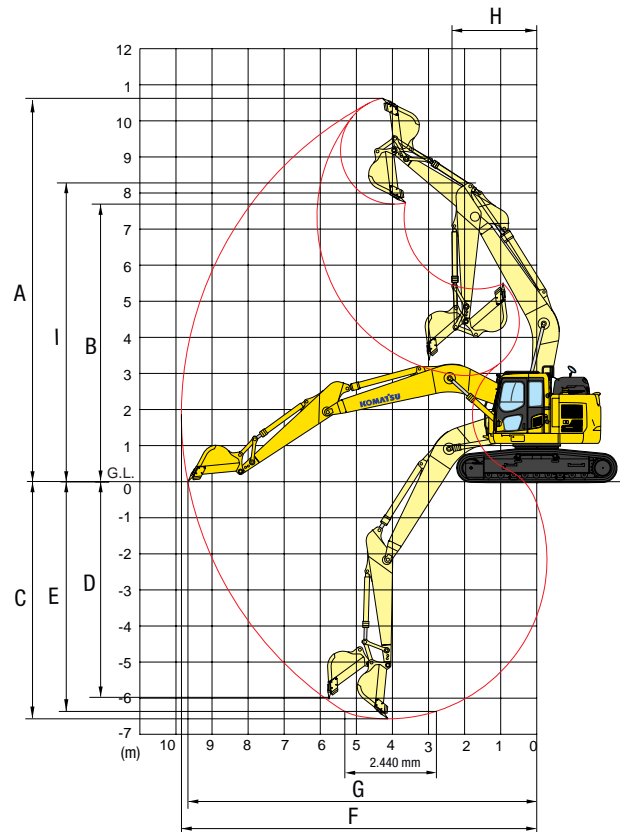
Transport dimensions

	Mono boom		Two-piece boom	
Arm length	2.4 m	2.9 m	2.4 m	2.9 m
M Transport length	8980 mm	8920 mm	9190 mm	9285 mm
N Length on ground (transport)	5890 mm	5050 mm	6595 mm	5855 mm
O Overall height (to top of boom)	3165 mm	3105 mm	-	-
P Overall height (to top of hose)	-	-	3610 mm	3575 mm

Working range

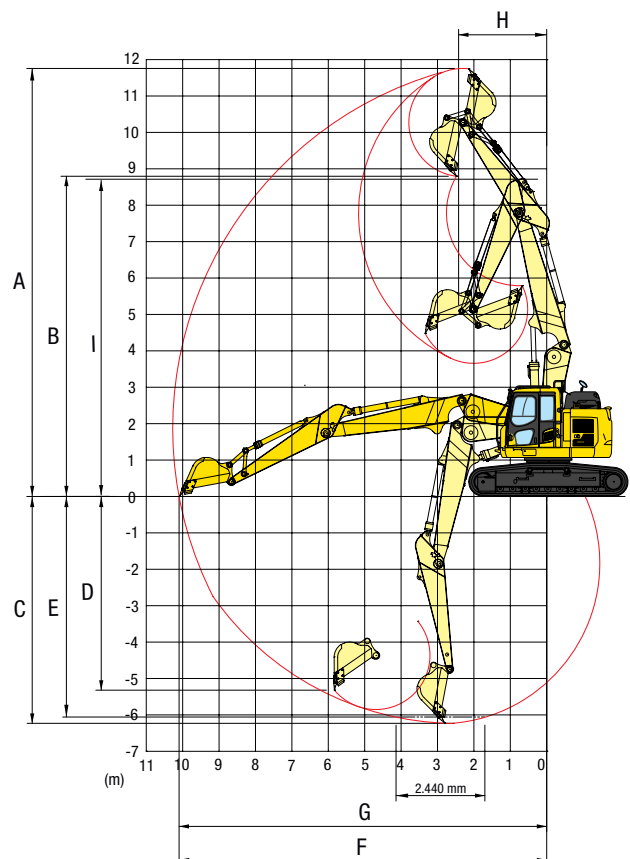
Working range

Arm length	Mono boom	
	2.4 m	2.9 m
A Max. digging height	10380 mm	10700 mm
B Max. dumping height	7470 mm	7825 mm
C Max. digging depth	6095 mm	6620 mm
D Max. vertical wall digging depth	5315 mm	5980 mm
E Max. digging depth of cut for 2.44 m level	5840 mm	6370 mm
F Max. digging reach	9395 mm	9875 mm
G Max. digging reach at ground level	9205 mm	9700 mm
H Min. swing radius	2700 mm	2310 mm
I Max. height at min. swing radius	8340 mm	8250 mm



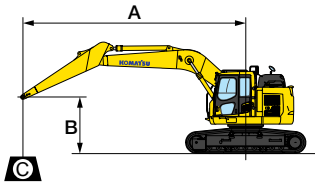
Working range

Arm length	Two-piece boom	
	2.4 m	2.9 m
A Max. digging height	11305 mm	11790 mm
B Max. dumping height	8380 mm	8830 mm
C Max. digging depth	5725 mm	6225 mm
D Max. vertical wall digging depth	4750 mm	5350 mm
E Max. digging depth of cut for 2.44 m level	5535 mm	6050 mm
F Max. digging reach	9775 mm	10270 mm
G Max. digging reach at ground level	9595 mm	10095 mm
H Min. swing radius	2570 mm	2370 mm
I Max. height at min. swing radius	8735 mm	8755 mm



Lifting capacity

Mono boom



- A - Reach from swing center
- B - Bucket hook height
- C - Lifting capacities

- Rating over front
- Rating over side
- Rating at maximum reach

Weights:
 With 2.4 m arm: bucket linkage and bucket cylinder: 360 kg
 With 2.9 m arm: bucket linkage and bucket cylinder: 335 kg

With 700 mm shoes

Arm length	A				7.5 m		6.0 m		4.5 m		3.0 m		1.5 m	
	B													
<p>2.4 m</p>	6.0 m	kg	*5155	4275			*6615	5385						
	4.5 m	kg	*5215	3615	5675	3725	*7305	5185	*8385	7895				
	3.0 m	kg	5035	3285	5535	3605	7675	4875	*11055	7295				
	1.5 m	kg	4875	3155	5385	3465	7395	4625	11455	6695				
	0.0 m	kg	4975	3185	5275	3365	7175	4425	11075	6385	*8265	*8265		
	-1.5 m	kg	5405	3435	5255	3345	7085	4345	10985	6305	*10565	*10565	*8975	*8975
	-3.0 m	kg	6495	4055			7155	4405	11125	6425	*18305	12285	*13825	*13825
	-4.5 m	kg	*9715	5885					*10945	6735	*15005	12525		
<p>2.9 m</p>	6.0 m	kg	*3640	*3640	*3990	3860								
	4.5 m	kg	*3660	3330	5760	3800	*6740	5290						
	3.0 m	kg	*3810	3060	5600	3660	7810	4990	*10090	7510	*14590	14010		
	1.5 m	kg	*4100	2940	5430	3500	7490	4700	11680	6890	*7740	*7740		
	0.0 m	kg	4590	2960	5300	3380	7230	4480	11200	6490	*6080	*6080		
	-1.5 m	kg	4930	3150	5230	3320	7090	4360	11010	6330	*10190	*10190	*6060	*6060
	-3.0 m	kg	5730	3610			7100	4370	11080	6390	*17170	12150	*10620	*10620
	-4.5 m	kg	7840	4810					*11300	6600	*16750	12550		

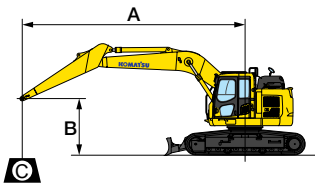
* Load is limited by hydraulic capacity rather than tipping.

Ratings are based on SAE Standard No. J1097.

Rated loads do not exceed 87% of hydraulic lift capacity or 75% of tipping load.

When lifting with additional equipment installed to the arm, please subtract the weight of all additional equipment from the values stated.

Mono boom - with dozer blade



- A - Reach from swing center
- B - Bucket hook height
- C - Lifting capacities

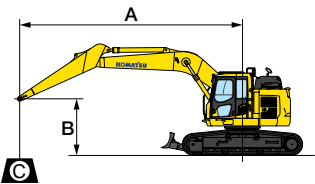
- Rating over front
- Rating over side
- Rating at maximum reach

Weights:
 With 2.4 m arm: bucket linkage and bucket cylinder: 360 kg
 With 2.9 m arm: bucket linkage and bucket cylinder: 335 kg

With 600 mm shoes and dozer blade DOWN

Arm length	A		7.5 m		6.0 m		4.5 m		3.0 m		1.5 m		
	B												
	6.0 m	kg *5630	4490			*6950	5360						
	4.5 m	kg *5620	3740			*7560	5200	*8770	8050				
	3.0 m	kg *5860	3380	*7510	3570	*8590	4950	*11100	7440				
	1.5 m	kg *6370	3250	*7960	3470	*9600	4710	*13050	6950				
	0.0 m	kg *7310	3320	*8230	3400	*10250	4550	*13910	6720				
	-1.5 m	kg *8530	3650			*10300	4510	*13770	6690	*12720	*12720		
	-3.0 m	kg *9000	4470			*9320	4600	*12620	6800		13120		
	-4.5 m	kg	7050						7140				

	6.0 m	kg *3780	*3780										
	4.5 m	kg *3760	3410	*5730	3750	*7020	5310						
	3.0 m	kg *3880	3120	*7150	3640	*8120	5050	*10270	7650				
	1.5 m	kg *4160	3010	*7720	3510	*9260	4790	*12480	7100				
	0.0 m	kg *4670	3050	*8150	3410	*10090	4600	*13720	6800	*7150	*7430		
	-1.5 m	kg *5570	3300	*7380	3380	*10370	4510	*13950	6700	*11640	*11640	*12050	
-3.0 m	kg *7460	3900			*9850	4540	*13190	6760	*17880	13000			
-4.5 m	kg	5480						6980		13400			



- A - Reach from swing center
- B - Bucket hook height
- C - Lifting capacities

- Rating over front
- Rating over side
- Rating at maximum reach

Weights:
 With 2.4 m arm: bucket linkage and bucket cylinder: 360 kg
 With 2.9 m arm: bucket linkage and bucket cylinder: 335 kg

With 600 mm shoes and dozer blade UP

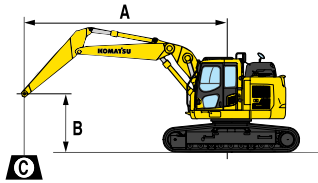
Arm length	A		7.5 m		6.0 m		4.5 m		3.0 m		1.5 m		
	B												
	6.0 m	kg *5630	4490			*6950	5360						
	4.5 m	kg 5260	3740			7420	5200	8770	8050				
	3.0 m	kg 4770	3380	5050	3570	7140	4950	11100	7440				
	1.5 m	kg 4620	3250	4940	3470	6870	4710	10780	6950				
	0.0 m	kg 4740	3320	4860	3400	6690	4550	10510	6720		*12720		
	-1.5 m	kg 5250	3650			6640	4510	10470	6690		13120		
-3.0 m	kg	4470				4600		6800					
-4.5 m	kg	7050						7140					

	6.0 m	kg *3780	*3780										
	4.5 m	kg *3760	3410	5240	3750	*7020	5310						
	3.0 m	kg *3880	3120	5120	3640	7250	5050	*10270	7650				
	1.5 m	kg *4160	3010	4980	3510	6960	4790	10970	7100				
	0.0 m	kg 4340	3050	4880	3410	6740	4600	10600	6800	*7150	*7150		
	-1.5 m	kg 4720	3300	4840	3380	6650	4510	10480	6700	*11640	*11640	*7430	
-3.0 m	kg	3900				6680	4540	10550	6760		13000		*12050
-4.5 m	kg	5480						6980		13400			

* Load is limited by hydraulic capacity rather than tipping.
 Ratings are based on SAE Standard No. J1097.
 Rated loads do not exceed 87% of hydraulic lift capacity or 75% of tipping load.
 When lifting with additional equipment installed to the arm, please subtract the weight of all additional equipment from the values stated.

Lifting capacity

Two-piece boom



- A** - Reach from swing center
- B** - Bucket hook height
- C** - Lifting capacities

- Rating over front
- Rating over side
- Rating at maximum reach

Weights:
 With 2.4 m arm: bucket linkage and bucket cylinder: 360 kg
 With 2.9 m arm: bucket linkage and bucket cylinder: 335 kg

With 600 mm shoes

Arm length	A				7.5 m		6.0 m		4.5 m		3.0 m		1.5 m	
	B													
 2.4 m	6.0 m	kg	*5470	3580			*7200	4850						
	4.5 m	kg	4850	3010	5220	3250	7510	4640	*9520	7220				
	3.0 m	kg	4440	2730	5100	3140	7180	4360	11370	6520				
	1.5 m	kg	4320	2630	4960	3020	6890	4100	10760	6010				
	0.0 m	kg	4430	2690	4880	2940	6710	3950	10540	5830				
	-1.5 m	kg	4870	2940	4900	2960	6680	3910	10550	5840				
 2.9 m	6.0 m	kg	*3600	3190	*4910	3400	*6700	4990						
	4.5 m	kg	*3520	2750	5310	3340	*7380	4770	*8780	7460				
	3.0 m	kg	*3560	2520	5170	3200	7300	4460	*10860	6760				
	1.5 m	kg	*3730	2430	5010	3060	6980	4180	10960	6170				
	0.0 m	kg	*4050	2470	4900	2960	6760	3990	10610	5890				
	-1.5 m	kg	4400	2670	4870	2930	6680	3910	10540	5830				

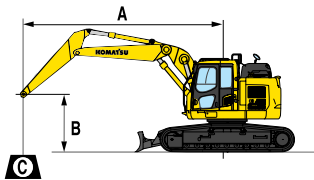
* Load is limited by hydraulic capacity rather than tipping.

Ratings are based on SAE Standard No. J1097.

Rated loads do not exceed 87% of hydraulic lift capacity or 75% of tipping load.

When lifting with additional equipment installed to the arm, please subtract the weight of all additional equipment from the values stated.

Two-piece boom - with dozer blade



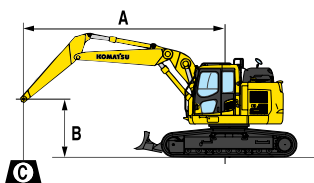
- A - Reach from swing center
- B - Bucket hook height
- C - Lifting capacities

- Rating over front
- Rating over side
- Rating at maximum reach

Weights:
 With 2.4 m arm: bucket linkage and bucket cylinder: 360 kg
 With 2.9 m arm: bucket linkage and bucket cylinder: 335 kg

With 600 mm shoes and dozer blade DOWN

Arm length	A				7.5 m		6.0 m		4.5 m		3.0 m		1.5 m	
	B													
 2.4 m	6.0 m	kg	*5280	3970			*8280	5340						
	4.5 m	kg	*6160	3360	*8110	3620	*8990	5130	*10940	7930				
	3.0 m	kg	*6290	3060	*8520	3510	*10030	4840	*13300	7230				
	1.5 m	kg	*6660	3960	*8990	3390	*11010	4590	*15100	6730				
	0.0 m	kg	*7360	3030	*9240	3310	*11580	4430	*15680	6540				
	-1.5 m	kg	*8630	3310	*8870	3330	*11500	4400	*15230	6550				
-3.0 m	kg													
 2.9 m	6.0 m	kg	*3600	3550	*4910	3770	*6700	5470						
	4.5 m	kg	*3520	3070	*6680	3710	*7380	5250	*8780	8170				
	3.0 m	kg	*3560	2830	*7130	3570	*8350	4950	*10860	7470				
	1.5 m	kg	*3730	2740	*7630	3430	*9310	4670	*12680	6890				
	0.0 m	kg	*4050	2790	*7980	3330	*9960	4480	*13570	6610				
	-1.5 m	kg	*4620	3010	*7960	3330	*10110	4400	*13530	6550				
-3.0 m	kg													



- A - Reach from swing center
- B - Bucket hook height
- C - Lifting capacities

- Rating over front
- Rating over side
- Rating at maximum reach

Weights:
 With 2.4 m arm: bucket linkage and bucket cylinder: 360 kg
 With 2.9 m arm: bucket linkage and bucket cylinder: 335 kg

With 600 mm shoes and dozer blade UP

Arm length	A				7.5 m		6.0 m		4.5 m		3.0 m		1.5 m	
	B													
 2.4 m	6.0 m	kg	5650	3970			7670	5340						
	4.5 m	kg	4800	3360	5160	3620	7430	5130	*10940	7930				
	3.0 m	kg	4390	3060	5040	3510	7100	4840	11250	7230				
	1.5 m	kg	4270	2960	4910	3390	6810	4590	10640	6730				
	0.0 m	kg	4380	3030	4830	3310	6640	4430	10420	6540				
	-1.5 m	kg		3310	4840	3330	6600	4400	10430	6550				
-3.0 m	kg													
 2.9 m	6.0 m	kg	*3600	3550	*4910	3770	*6700	5470						
	4.5 m	kg	*3520	3070	5260	3710	*7380	5250	*8780	8170				
	3.0 m	kg	*3560	2830	5110	3570	7230	4950	*10860	7470				
	1.5 m	kg	*3730	2740	4960	3430	6900	4670	10840	6890				
	0.0 m	kg	4020	2790	4840	3330	6690	4480	10500	6610				
	-1.5 m	kg		3010	4810	3300	6600	4400	10430	6550				
-3.0 m	kg													

* Load is limited by hydraulic capacity rather than tipping.

Ratings are based on SAE Standard No. J1097.

Rated loads do not exceed 87% of hydraulic lift capacity or 75% of tipping load.

When lifting with additional equipment installed to the arm, please subtract the weight of all additional equipment from the values stated.

Standard and optional equipment

Engine

Komatsu SAA6D107E-3 turbocharged common rail direct injection diesel engine	●
EU Stage V compliant	●
Suction type cooling fan with radiator fly screen	●
Automatic engine warm-up system	●
Engine overheat prevention system	●
Fuel control dial	●
Auto-deceleration function	●
Adjustable idle shutdown	●
Engine key stop	●
Engine ignition can be password secured on request	●
Alternator 24 V / 85 A	●
Starter motor 24 V / 5.5 kW	●
Batteries 2 × 12 V / 152 Ah	●

Hydraulic system

Electronic closed-centre load sensing (E-CLSS) hydraulic system (HydraMind)	●
Pump and engine mutual control (PEMC) system	●
6-working mode selection system; Power mode, Economy mode, Breaker mode, Attachment Power and Attachment Economy mode, and Lifting/Fine Operation mode	●
PowerMax function	●
PPC wrist control levers for arm, boom, bucket and swing, with sliding proportional control for attachments and 3 auxiliary buttons	●
Prepared for hydraulic quick-coupler	●
Additional hydraulic functions	○
Komatsu Integrated Attachment Control (KIAC)	○

Undercarriage

Track frame under-guards	●
600 mm triple grouser shoes	●
700, 800, 900 mm triple grouser shoes	○
600 mm road-liner (rubber) shoes	○
Full length track roller guards	○
Dozer blade (with 600 mm shoes only)	○

Drives and brakes

Hydrostatic, 3-speed travel system with automatic shift and planetary gear type final drives, and hydraulic travel and parking brakes	●
PPC control levers and pedals for steering and travel	●

Cabin

Reinforced safety SpaceCab™; Highly pressurised and tightly sealed hyper viscous mounted cab with tinted safety glass windows, large roof hatch, pull-up type front window with locking device, removable lower window, front window wiper with intermittent feature, cigarette lighter, ashtray, luggage shelf, floor mat	●
Heated, high-back air-suspended seat with lumbar support, console mounted height adjustable arm rests, and retractable seat belt	●
Automatic climate control system	●
12/24 Volt power supplies	●
Beverage holder	●
Radio	●
Auxiliary input (MP3 jack)	●
Lower wiper	○
Rain visor (not with OPG)	○

Service and maintenance

Automatic fuel line de-aeration	●
Double element type air cleaner with dust indicator and auto dust evacuator	●
Komtrax – Komatsu wireless monitoring system (4G)	●
Komatsu Care – a maintenance program for Komatsu customers	●
Multifunction video compatible colour monitor with Equipment Management and Monitoring System (EMMS) and efficiency guidance	●
Toolkit	●
Service points	●

Safety equipment

KomVision surround view system	●
Electric horn	●
Overload warning device	●
Audible travel alarm	●
Boom safety valves	●
Large handrails, rear-view mirrors	●
Battery main switch	●
ROPS compliant to ISO 12117-2:2008	●
Emergency engine stop switch	●
Seat belt caution indicator	●
Neutral position detection system	●
Arm safety valve	●
OPG Level II front guard (FOPS), hinged type	○
OPG Level II top guard (FOPS)	○

LED lighting system

Working lights: 2 revolving frame, 1 boom (l.h.)	●
Additional working lights (#1): 2 cab roof (front), 1 cab roof (rear), 1 boom (r.h.), 1 counterweight, beacon	○

Work equipment

Mono boom	○
Two-piece boom	○
Bucket linkage with lifting eye	○
2.4 m; 2.9 m arms	○
Komatsu buckets	○
Komatsu breakers	○

Other equipment

Standard counterweight	●
Remote greasing for swing circle and pins	●
Electric refuelling pump with automatic shut-off function	●

Further equipment on request

- standard equipment
- optional equipment



A wide range of buckets and attachments is available. Your Komatsu distributor is ready to assist you with the selection of suitable options.

This specification sheet may contain attachments and optional equipment that are not available in your area. Please consult your local Komatsu distributor for those items you may require.

Materials and specifications are subject to change without notice.

Your Komatsu partner:

KOMATSU

[komatsu.eu](https://www.komatsu.eu)

